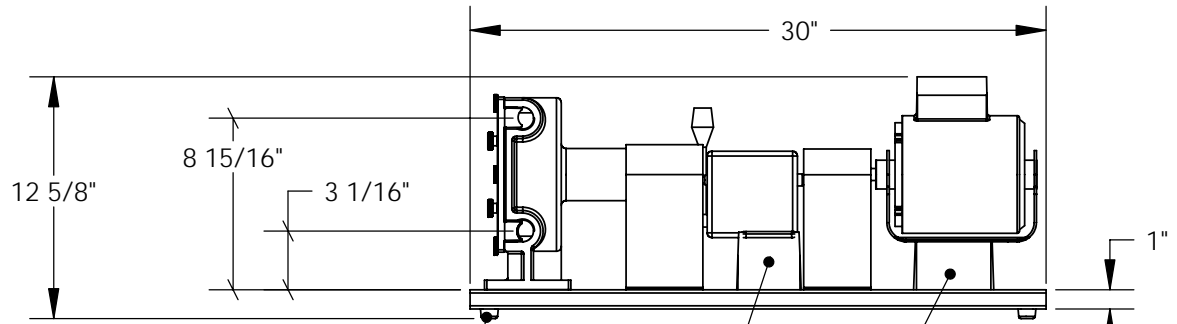
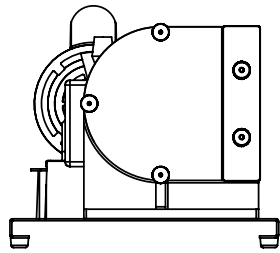


Assembly Weight: 85 lbs

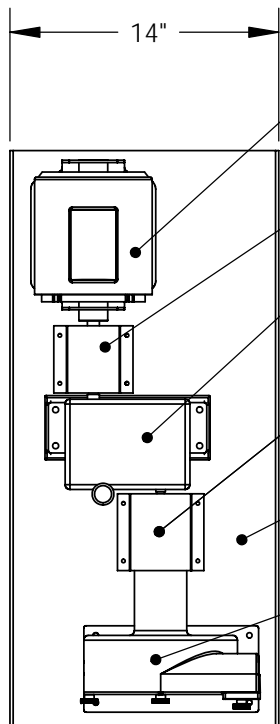
| ZONE |  | REV. | REVISIONS   | DATE     | APPROVED |
|------|--|------|-------------|----------|----------|
|      |  |      | DESCRIPTION |          |          |
|      |  | A    | ECO 32031   | 12/14/07 |          |



02-0101: Qty 4 Leveler

02-0481: Qty 1 Spacer for Zero-Max

02-0482: Qty 1 Motor Spacer



03-0085: Qty 1 Motor 1/2 hp. 1 ph, 60 Hz, 115VAC

72-0187: Qty 1 Coupling Gaurd

04-0013: Qty 1 Zero-Max Speed Control Single Direction

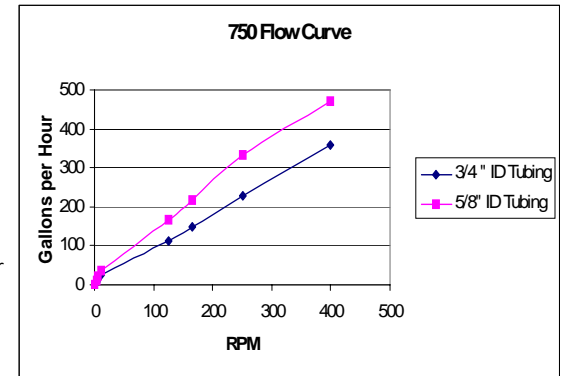
72-0181: Qty 1 Coupling Gaurd

72-0004: Qty 1 Base 750-101

750-PHO: Qty 1 Pump Head

Shaft Couplings:

- 00-0345: Qty 1 - pump head
- 00-0323: Qty 2 - Zero-Max to Pump & Motor
- 00-0335: Qty 1 - motor
- 00-0385: Qty 2 - rubber spyder



**PROPRIETARY AND CONFIDENTIAL**  
 THE INFORMATION CONTAINED IN THIS DRAWING IS THE SOLE PROPERTY OF Randolph Austin Company. ANY REPRODUCTION IN PART OR AS A WHOLE WITHOUT THE WRITTEN PERMISSION OF Randolph Austin Company IS PROHIBITED.

|             |         |  |  |           |      |
|-------------|---------|--|--|-----------|------|
|             |         | DIMENSIONS ARE IN INCHES<br>TOLERANCES:<br>FRACTIONAL ± 1/64<br>ANGULAR: MACH ± 1<br>TWO PLACE DECIMAL ± .01<br>THREE PLACE DECIMAL ± .005 |  | NAME      | DATE |
|             |         | MATERIAL --  |  | DRAWN     |      |
|             |         | FINISH --  |  | CHECKED   |      |
| NEXT ASSY   | USED ON |  |  | ENG APPR. |      |
| APPLICATION |         | DO NOT SCALE DRAWING   |  | MFG APPR. |      |
|             |         |  |  | Q.A.      |      |
|             |         |  |  | COMMENTS: |      |

**Randolph Austin Co**

750-101: Pump Layout

|            |          |              |
|------------|----------|--------------|
| SIZE       | DWG. NO. | REV.         |
| A          | 750-101  | A            |
| SCALE: 1:1 | WEIGHT:  | SHEET 1 OF 1 |